



THD diagnostic and surgical line

Innovation and practicality for the coloproctologist

TABLE OF CONTENTS

CATEGORY	PRODUCT DESCRIPTION	CODE	PAGE.
ANOSCOPES	THD® Light-Scope ANO Bevelled	800093	pg. 2
	THD® Light-Scope ANO Truncated	800092	pg. 2
	THD® N-Ano Bevelled	800134	pg. 2
	THD® N-Ano Truncated	800040	pg. 2
	THD® N-Ano Maxi Bevelled	800166	pg. 3
	THD® N-Ano Maxi Truncated	800165	pg. 3
	THD® N-Ano Basic Bevelled	800302	pg. 4
	THD® N-Ano Basic Truncated	800301	pg. 4
	THD® N-Ano Basic Maxi Bevelled	800304	pg. 4
	THD® N-Ano Basic Maxi Truncated	800303	pg. 4
	THD® N-Ano USB Bevelled	800284	pg. 6
	THD® N-Ano USB Truncated	800283	pg. 6
	THD® N-Ano USB Maxi Bevelled	800286	pg. 6
	THD® N-Ano USB Maxi Truncated	800285	pg. 6
	RECTOSCOPES	THD® Light-Scope RECTO Mini with insufflation bulb	800100
THD® Light-Scope RECTO Maxi with insufflation bulb		800099	pg. 8
SURGICAL ANOSCOPES	THD® Surgy Mini LED	800108	pg. 10
	THD® Surgy Mini LED Sterile	800124	pg. 10
	THD® Surgy Maxi LED Sterile	800125	pg. 10
	THD® Light-Scope Procto HRA	800191	pg. 12
	THD® Light-Scope HRA Laser	800297	pg. 13
RUBBER BAND LIGATORS	THD® Bandy	800183	pg. 16

THD DIAGNOSTIC AND SURGICAL LINE

Innovation and practicality for the coloproctologist

The THD Diagnostic and Surgical Line includes the full range of THD disposable devices for the diagnosis and treatment of anorectal diseases. THD devices are ideal tools for the diagnosis and treatment of numerous proctological diseases such as haemorrhoids, polyps, condylomas, fistulas, neoplastic lesions, fissures and other lesions of the anorectal region. Thanks to continuous technological research and the work of a specialised pool of doctors, researchers and designers, THD devices are the most innovative and versatile solution to meet the needs of specialists. They also offer the highest standards of safety, handling and precision.



BENEFITS

PRACTICAL

THD anoscopes and rectoscopes are ready for use. Furthermore, self-illuminating devices do not require additional light sources, making them convenient to use in any environment.

SAFE

THD anoscopes and rectoscopes are disposable: this eliminates the risk of cross-contamination between patients. In addition, the LED cold light source of THD self-illuminating devices eliminates the risk of overheating during use and offers optimal visibility of the inspected area. Therefore the devices in the THD Diagnostic and Surgical Line guarantee a high level of safety and reliability for both the specialist and the patient.

COST EFFECTIVE

The single-use nature of THD devices reduces operating times and related costs. Reducing preparation time between patients makes it possible to perform more examinations in each clinical session.

VERSATILE

The THD Diagnostic and Surgical Line consists of a wide range of devices with specially designed features and indications for use to help the diverse needs of proctologists.

ANOSCOPES

THD® Light-Scope ANO LED

THD® N-Ano

THD® N-Ano Maxi

THD self-illuminating anoscopes are single-use devices for inspecting the anal canal. They are made of medical-grade polycarbonate and equipped with powerful LED lighting.

The LED light is switched on by pulling out the practical removable tab and provides optimal illumination of the inspected area.

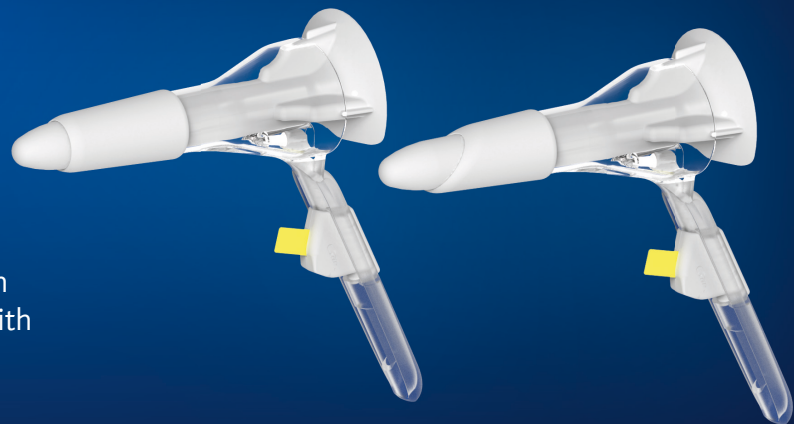


THD® Light-Scope ANO LED



The THD® Light-Scope ANO LED anoscope offers the highest quality of illumination in the THD anoscope range thanks to a reflective end tip that diffuses light evenly for better visibility of the inspected area.

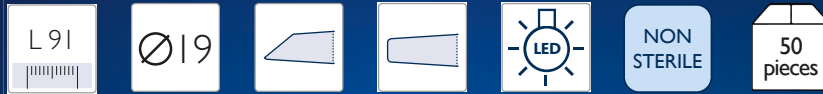
THD® Light-Scope ANO LED has an atraumatic profile and is available with either a Truncated or Bevelled tip.



STERILITY	TIP	LENGTH	DIAMETER	REF
NON STERILE	BEVELLED	70 mm	23 mm	800093
NON STERILE	TRUNCATED	70 mm	23 mm	800092

ANOSCOPES

THD® N-Ano



The **THD® N-Ano** anoscope with LED illumination offers the best cost-quality ratio in the THD anoscope range. The satin-finished tip allows the light beam to be directed more precisely and provides better visibility of the inspected area. **THD® N-Ano** has an atraumatic profile and is available with either a Truncated or Bevelled tip. In addition, its small diameter makes it suitable for patients with anal stenosis.



STERILITY	TIP	LENGTH	DIAMETER	REF
NON STERILE	BEVELLED	91 mm	19 mm	800134
NON STERILE	TRUNCATED	91 mm	19 mm	800040

THD® N-Ano Maxi



The **THD® N-Ano Maxi** anoscope offers the best cost-quality ratio in the THD anoscope range. The satin-finished tip allows the light beam to be directed more precisely and provides better visibility of the inspected area. **THD® N-Ano Maxi** also has an atraumatic profile and is available with either a Truncated or Bevelled tip. **THD® N-Ano Maxi** has a larger diameter than the THD® N-Ano version.



STERILITY	TIP	LENGTH	DIAMETER	REF
NON STERILE	BEVELLED	91 mm	25.8 mm	800166
NON STERILE	TRUNCATED	91 mm	25.8 mm	800165

ANOSCOPES

THD® N-Ano Basic THD® N-Ano Basic Maxi

THD® N-Ano Basic and THD® N-Ano Basic Maxi are disposable anal canal inspection devices made of medical-grade polycarbonate and shaped to be easily inserted into the anal cavity.

Each anoscope is equipped with a practical introducer and is ready for use in conjunction with various built-in lighting systems.



THD THD SOLUTION

THD® N-Ano Basic can accommodate one of the following lighting systems in its handle:

- **THD® PEN-LIGHT USB**
- **THD® OPTI-FIBER:** fibre optic with integrated tip powered by dedicated THD® Revolution light source

The operator can choose either the **THD® PEN-LIGHT USB** with **THD® LED SOURCE USB** (sales configuration of THD® N-Ano Basic and its variants), or one of the other systems described above as their desired lighting system.



ANOSCOPES

THD® N-Ano Basic



THD® N-Ano Basic is a compact and easy-to-handle disposable device for inspecting the anal canal. Its satin-finished tip allows the light produced by the lighting system to be directed more precisely. **THD® N-Ano Basic** has an atraumatic profile and thanks to its small diameter is also suitable for patients with anal stenosis.

THD® N-Ano Basic is made of medical-grade polycarbonate and is available with either a Truncated or Bevelled tip.

STERILITY	TIP	LENGTH	DIAMETER	REF
NON STERILE	BEVELLED	91 mm	19 mm	800302
NON STERILE	TRUNCATED	91 mm	19 mm	800301

THD® N-Ano Basic Maxi



THD® N-Ano Basic Maxi is a single-use anal canal inspection device made of medical-grade polycarbonate with a larger diameter than the **THD® N-Ano Basic** version. Its satin-finished tip allows the light produced by the lighting system to be directed more precisely.

THD® N-Ano Basic Maxi has an atraumatic profile and is available with either a Truncated or Bevelled tip.

STERILITY	TIP	LENGTH	DIAMETER	REF
NON STERILE	BEVELLED	91 mm	23 mm	800304
NON STERILE	TRUNCATED	91 mm	23 mm	800303

ANOSCOPES

THD® N-Ano USB THD® N-Ano USB Maxi

THD® N-Ano USB or THD® N-Ano USB Maxi devices combine the advantages of the THD® N-Ano Basic or THD® N-Ano Basic Maxi models with the power of the THD® Pen-Light USB light source, which can be used with both devices to provide optimal illumination of the inspected area.

The THD® N-Ano USB kit consists of 50 THD® N-Ano USB anoscopes, 4 THD® Pen-Light USB devices and 1 THD® LED SOURCE USB device, whereas the THD® N-Ano USB Maxi kit consists of 50 THD® N-Ano USB Maxi anoscopes, 4 THD® Pen-Light USB devices and 1 THD® LED SOURCE USB device.



THD® PEN-LIGHT USB & THD® LED SOURCE USB

THD® PEN-LIGHT USB consists of a cold-light LED cannula designed to fit in the handle of the THD® N-Ano Basic and THD® N-Ano Basic Maxi devices and can be reused after decontamination/sterilisation.

THD® LED SOURCE USB consists of a rechargeable battery designed to be used in conjunction with the THD® PEN-LIGHT USB to which it supplies the energy required to illuminate the inspected area.

Whilst the THD® LED SOURCE USB is in use, the colour of the LED indicator light indicates the battery power level. It takes approximately two hours to fully charge the THD® LED SOURCE USB if the battery is fully depleted.



ANOSCOPES

THD® N-Ano USB



THD® N-Ano USB combines the convenience and manoeuvrability of the disposable THD® N-Ano Basic device with the power of the THD® Pen-Light USB light source to provide optimal illumination of the anal canal. The satin-finished tip of the THD® N-Ano USB device allows the light produced to be directed precisely. THD® N-Ano USB has an atraumatic profile and thanks to its small diameter is also suitable for patients with anal stenosis.

THD® N-Ano USB is made of medical-grade polycarbonate and is available with either a Truncated or Bevelled tip.

STERILITY	TIP	LENGTH	DIAMETER	REF
NON STERILE	BEVELLED	91 mm	19 mm	800284
NON STERILE	TRUNCATED	91 mm	19 mm	800283

THD® N-Ano USB Maxi



THD® N-Ano USB Maxi combines the advantages of the single-use THD® N-Ano Basic Maxi device with the power of the THD® Pen-Light USB light source for optimal illumination of the anal canal. The satin-finished tip of the THD® N-Ano USB Maxi device allows the light produced to be directed precisely.

THD® N-Ano Basic Maxi has an atraumatic profile and a larger diameter than the THD® N-Ano USB model. THD® N-Ano USB Maxi is made of medical-grade polycarbonate and is available with either a Truncated or Bevelled tip.

STERILITY	TIP	LENGTH	DIAMETER	REF
NON STERILE	BEVELLED	91 mm	23 mm	800286
NON STERILE	TRUNCATED	91 mm	23 mm	800285

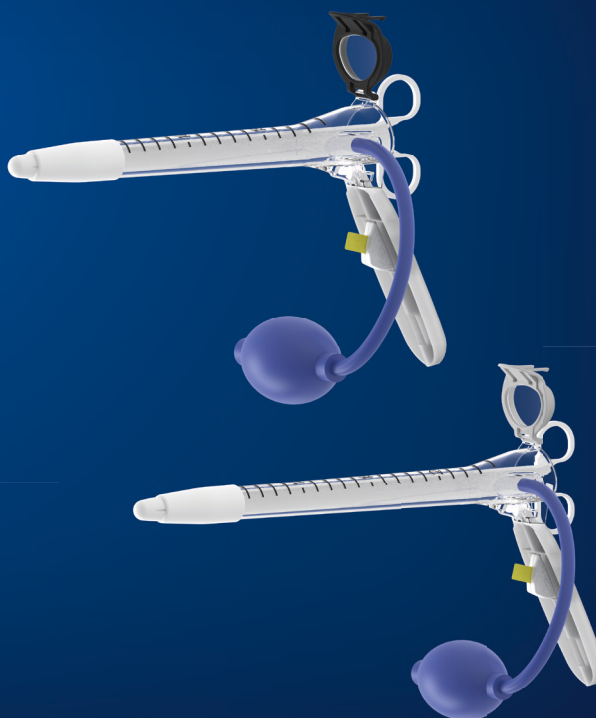
RECTOSCOPES

THD® Light-Scope RECTO LED Mini & Maxi

The self-illuminating THD rectoscopes are single-use devices for inspecting the anorectal canal and the distal region of the sigmoid colon.

Made of medical-grade polycarbonate, they incorporate powerful cold-light LED illumination, thus eliminating the risk of overheating. The LED light is switched on by pulling out the practical removable tab and provides optimal illumination of the inspected area. The special tip also allows for uniform light diffusion.

The integrated 4x magnifier enlarges the view of the inspected area by 4 times for greater diagnostic accuracy.



THE THD SOLUTION

The sterile version of the **THD® Light-Scope RECTO LED** rectoscope could be an effective solution for performing "anastomosis leak tests" following anorectal anastomosis. Anastomosis leak testing is required after resection surgery.

This test is used to check whether the anastomosis is leak-proof or whether a lengthy repair process must be carried out.

The sterile version of the **THD® Light-Scope RECTO LED** is recommended for use in the operating theatre and is already assembled and ready to use for this type of test.

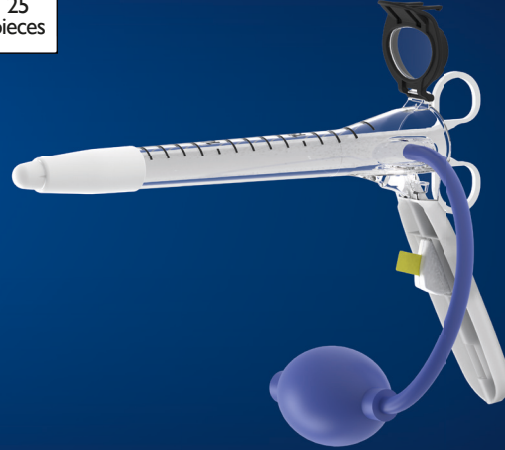


RECTOSCOPES

THD® Light-Scope RECTO Mini LED



The THD® Light-Scope RECTO Mini LED rectoscope requires no preparation before use. It features a 4x magnifying lens with disposable insufflator included in the sales package. The special tip diffuses the light evenly.

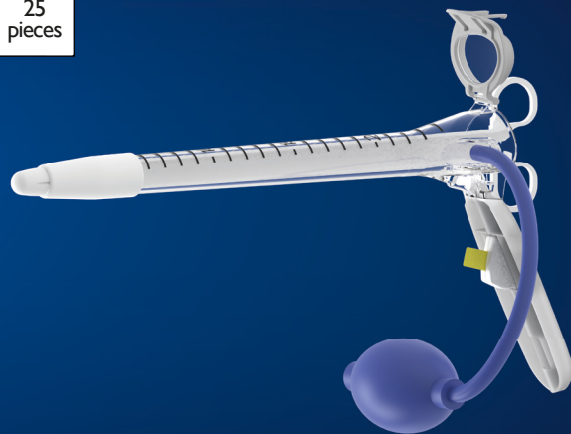


STERILITY	INSUFFLATION BULB	LENGTH	OUTSIDE DIAM.	REF
NON STERILE	YES	200 mm	23 mm	800100
NON STERILE	NO	200 mm	23 mm	800098

THD® Light-Scope RECTO Maxi LED



The THD® Light-Scope RECTO Maxi LED rectoscope requires no preparation before use. It features a 4x magnifying lens with disposable insufflator included in the sales package. The special tip diffuses the light evenly. THD® Light-Scope RECTO Maxi LED has a longer length than the Mini version.



STERILITY	INSUFFLATION BULB	LENGTH	OUTSIDE DIAM.	REF
NON STERILE	YES	250 mm	23 mm	800099
NON STERILE	NO	250 mm	23 mm	800097

THD® Surgy

To facilitate the surgeon's transanal procedures and ensure complete patient safety, it is essential that the instruments used are precise, easy to handle and practical.

The THD surgical line includes THD® Surgy, an exclusive surgical retractor available in Mini and Maxi versions and made of medical-grade polycarbonate.

THD® Surgy has an integrated powerful LED light that provides a clear and detailed view of the inspected area and is switched on using a practical removable tab.



THE THD SOLUTION

Anorectal surgical procedures are often performed with inadequate lighting and many surgeons have accepted this limitation as an unavoidable fact.

THD® Surgy provides bright light where it is needed, without any unwanted shadows or glare from the metal retractor.

The lack of fibre optic cables and external light sources improves the ergonomics of THD® Surgy.

The material used ensures that no burns occur as a result of accidental contact between the electro-surgical unit and the metal retractor.

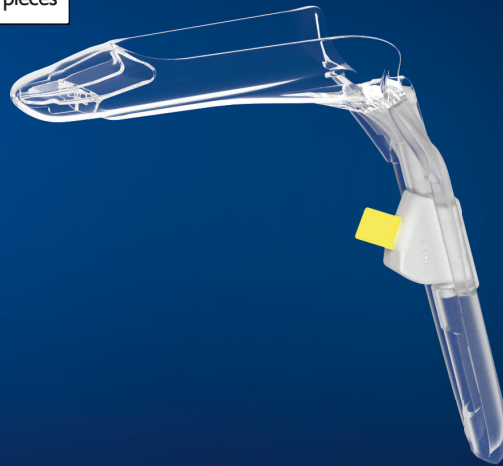
The single-use system eliminates the risk of cross-contamination and the need for re-sterilisation, which reduces the number of procedures that can be performed.



THD® Surgy Mini LED



THD® Surgy LED Mini, with its compact and asymmetrical design, provides easy access to the anal canal without damaging the sphincter, ensuring good dilation and an optimal view of the operating field. THD® Surgy Mini LED is recommended for patients with a narrow anal canal or anal stenosis.

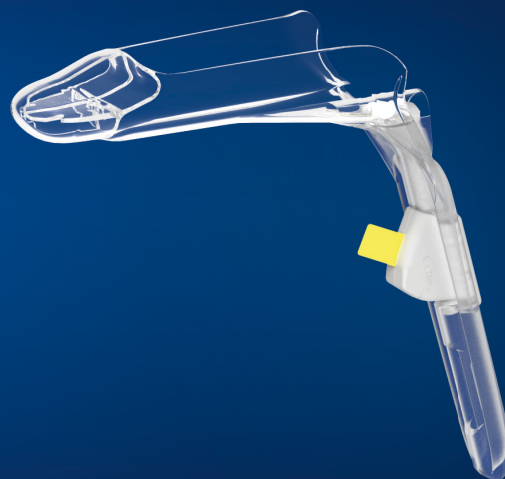


STERILITY	LENGTH	OPERATING WINDOW	REF
STERILE	122 mm	23x85 mm	800124
NON STERILE	122 mm	23x85 mm	800108

THD® Surgy Maxi LED



THD® Surgy Maxi LED, with its compact and asymmetrical design, provides easy access to the anal canal without damaging the sphincter, ensuring good dilation and an optimal view of the operating field. THD® Surgy Maxi LED features a larger operating window allowing for easier access and wider distension of the anal mucosa with a better range of movement.



STERILITY	LENGTH	OPERATING WINDOW	REF
STERILE	122 mm	28x85 mm	800125

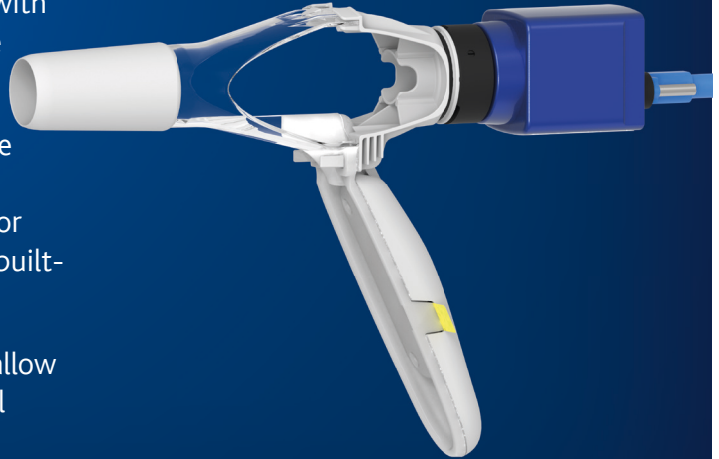
THD® LIGHT-SCOPE PROCTO HRA

THD® Light-Scope Procto HRA

THD® Light-Scope Procto HRA is a single-use proctoscope used for high-resolution anoscopy examinations and therefore for the inspection of the anal canal and margin by magnification with the THD® HRStation high-resolution capture device with THD® Procto Software.

The THD® Light-Scope Procto HRA single-use proctoscope completes the THD® HRStation proctology station and eliminates the need for external light sources thanks to its powerful built-in LED light.

Large side windows adjacent to the camera allow easy access to the examined area for optimal viewing and to easily perform biopsies and ablative treatments. The 4K camera connection adapter allows for easy attachment/detachment and is equipped with a protective cover that prevents contamination of the capture device.



THE THD SOLUTION

Early diagnosis and prevention play a key role in the management of anal cancer and the lesions that precede it, known as anal dysplasia.

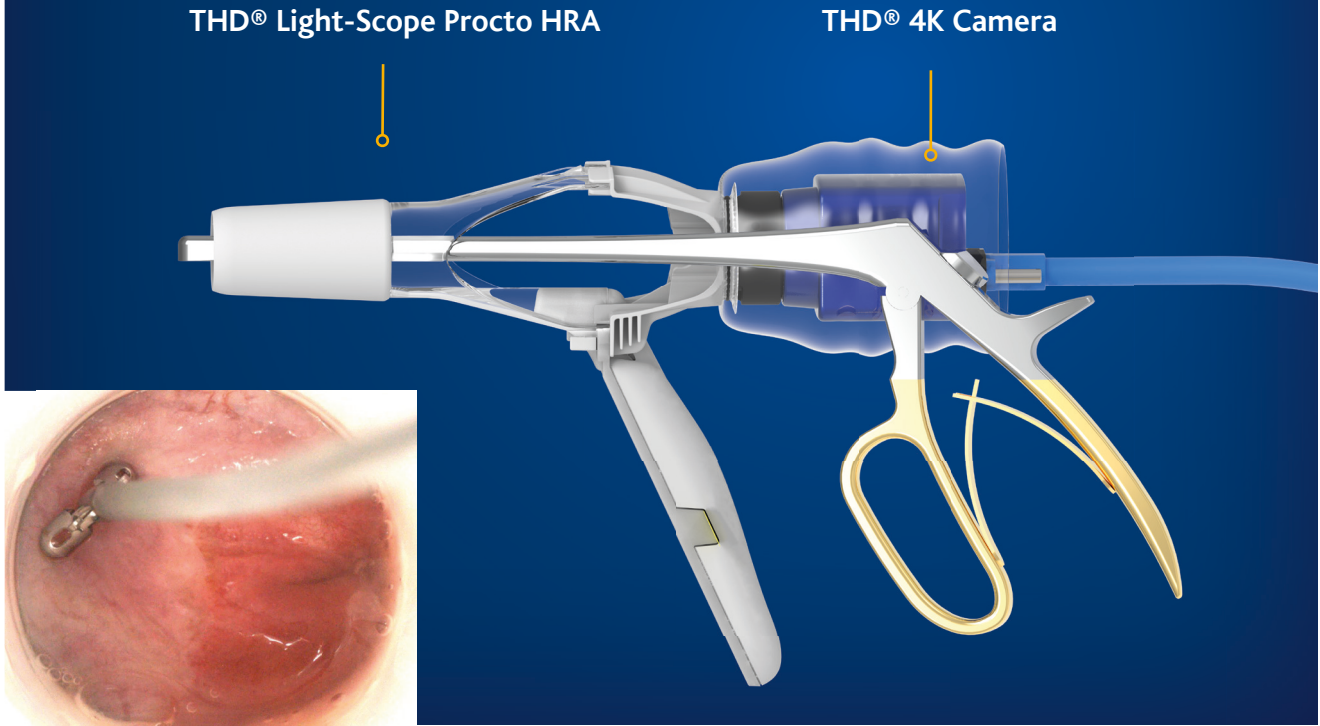
The evolution from anal dysplasia to anal cancer is a slow process: this long delay facilitates the diagnosis and possible treatment of anal lesions which are still in a pre-cancerous phase.

THD® Light-Scope Procto HRA enables diagnostic biopsies and minimally invasive treatments to be performed with up to 58x magnification. This allows even the smallest abnormalities to be identified, thus setting a new standard for the management of pre-cancerous anal lesions.



THD® LIGHT-SCOPE PROCTO HRA

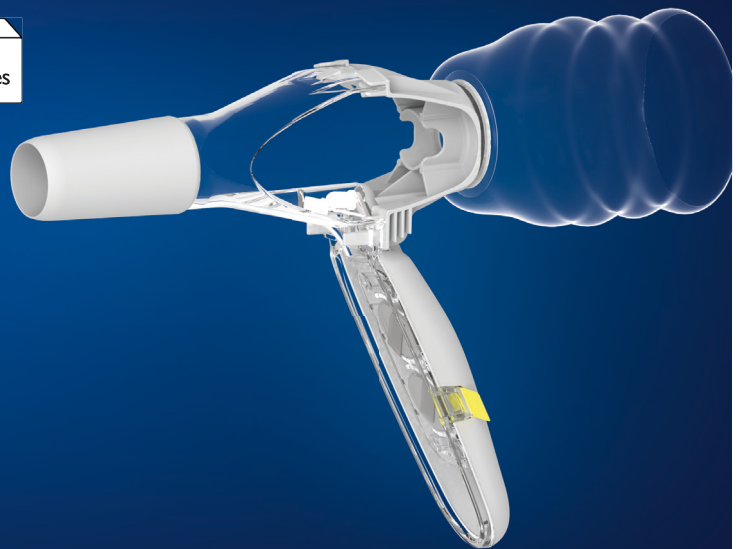
Large side windows allow the examined area to be accessed without needing to remove the camera. This makes it possible to insert biopsy forceps, gauze, swabs and probes to perform the ablation without obstructing the magnified view.



THD® Light-Scope Procto HRA



The THD® Light-Scope Procto HRA anoscope is equipped with an integrated LED light source: the surface finish and white colour of the end cone allow for uniform light diffusion and optimal viewing capabilities.



STERILITY	TIP	LENGTH	OUTSIDE DIAM.	REF
NON STERILE	TRUNCATED	112 mm	25 mm	800191


THD® LIGHT-SCOPE HRA LASER

THD® Light-Scope HRA Laser

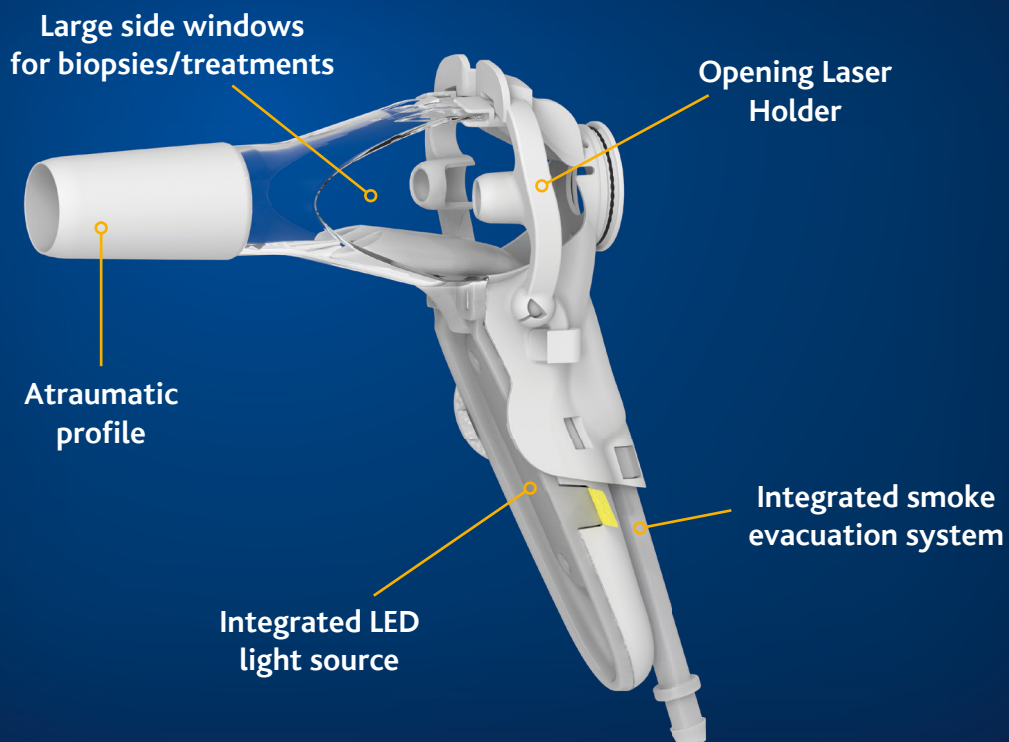
The THD® Laser Station ablation system facilitates the safe and easy removal of anal condylomas and pre-cancerous anal lesions using the state-of-the-art THD® Light-Scope HRA Laser proctoscope.

The THD® Light-Scope HRA Laser proctoscope has an integrated LED light and large side windows to perform biopsies and procedures with ease. The laterally removable atraumatic curved introducer ensures that the camera remains connected to the anoscope at all times, thus preventing the examination from being disrupted.


The laser tip allows the light beam to be directed into the surgical proctoscope which is equipped with a special eyelet to ensure maximum surgical precision and reduce the risk of complications.



The instrument dedicated to the laser treatment of lesions



THD® LIGHT-SCOPE HRA LASER



Anoscope curved introducer

The laterally removable atraumatic introducer avoids interrupting the examination, keeping the camera always connected to the anoscope.



THD® Laser Handpiece

CO2 Laser tip for focussing the beam inside the surgical anoscope.



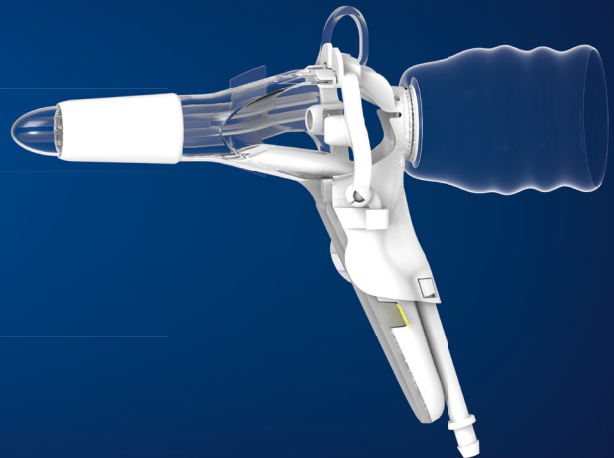
Contrast agent applicator

Aspirator and dispenser of contrast agents with a special sponge for targeted application.

THD® Light-Scope HRA Laser



The THD® Light-Scope HRA Laser proctoscope allows even small pre-cancerous anal lesions to be removed with a high degree of precision. The single-use handpiece with dedicated tip enables the CO2 laser light beam to be focussed inside the proctoscope and targeted at pre-cancerous lesions. THD® Light-Scope HRA Laser is also compatible with the high-efficiency fume extraction system.

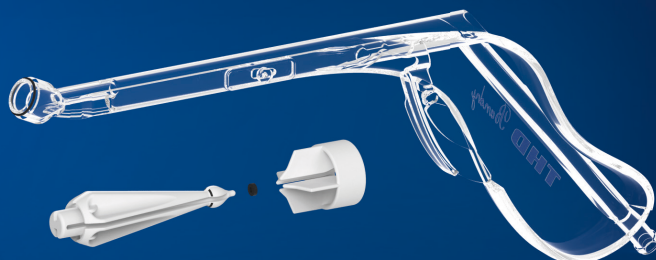


STERILITY	TIP	LENGTH	OUTSIDE DIAM.	REF
NON STERILE	TRUNCATED	112 mm	25 mm	800297

THD® Bandy

THD® Bandy is a single-use medical device for the treatment of the early stages of haemorrhoid disease.

THD® Bandy is a ready-to-use rubber band suction ligator that allows multiple consecutive ligatures to be performed without the need for disinfection or sterilisation. With THD® Bandy it is possible to perform up to four ligatures in the same session.



THE THD SOLUTION

With THD® Bandy, the traditional rubber band ligation procedure for haemorrhoids, backed by established clinical evidence, becomes faster and more effective.

The THD® Bandy ligator is made of transparent plastic material and therefore provides an unobstructed view of the haemorrhoidal tissue and makes it easy to control the amount of tissue aspirated.

The fully disposable system eliminates sterilisation time and costs and reduces the risk of cross-contamination. Thanks to the suction unit, THD® Bandy eliminates the need for forceps and makes the procedure more comfortable for the surgeon, who has one hand free to position the anoscope without needing assistance. The use of THD® Bandy in conjunction with a self-illuminating anoscope with integrated LED light finally eliminates the need for external light sources.

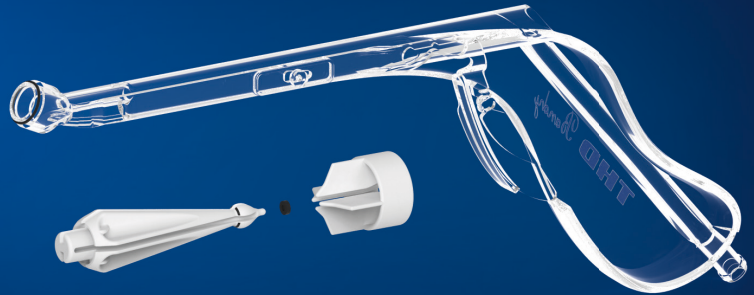


THD® BANDY

THD® Bandy



THD® Bandy connects to an aspiration system, making it easy to control the amount of tissue aspirated. The convenient loading cone with band positioner allows the band to be released quickly and safely without the need for assistance.



STERILITY	DEVICE LENGTH	REF
NON STERILE	150 mm	800183

THE BASIC STEPS

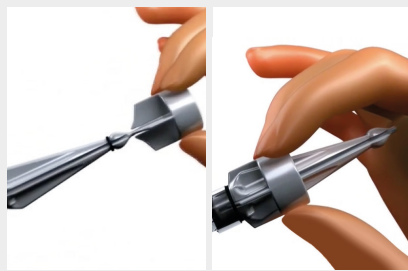
1

Insert the Positioning Cone onto the end of THD® Bandy



2

Load the rubber band using just one hand



3

Connection to the suction source



4

Suction



5

Visually check the amount of tissue in the ligator



6

Release the rubber band at the base



SPECIFICATIONS

CATEGORY	PRODUCT DESCRIPTION	CODE
ANOSCOPES	THD® Light-Scope ANO Bevelled	800093
	THD® Light-Scope ANO Truncated	800092
	THD® N-Ano Bevelled	800134
	THD® N-Ano Truncated	800040
	THD® N-Ano Maxi Bevelled	800166
	THD® N-Ano Maxi Truncated	800165
	THD® N-Ano Basic Bevelled	800302
	THD® N-Ano Basic Truncated	800301
	THD® N-Ano Basic Maxi Bevelled	800304
	THD® N-Ano Basic Maxi Truncated	800303
	THD® N-Ano USB Bevelled	800284
	THD® N-Ano USB Truncated	800283
	THD® N-Ano USB Maxi Bevelled	800286
	THD® N-Ano USB Maxi Truncated	800285

RECTOSCOPES	THD® Light-Scope RECTO Mini with insufflation bulb	800100
	THD® Light-Scope RECTO Maxi with insufflation bulb	800099

SURGICAL ANOSCOPES	THD® Surgy Mini LED	800108
	THD® Surgy Mini LED Sterile	800124
	THD® Surgy Maxi LED Sterile	800125
	THD® Light-Scope Procto HRA	800191
	THD® Light-Scope HRA Laser	800297

RUBBER BAND LIGATORS	THD® Bandy	800183
-----------------------------	------------	--------